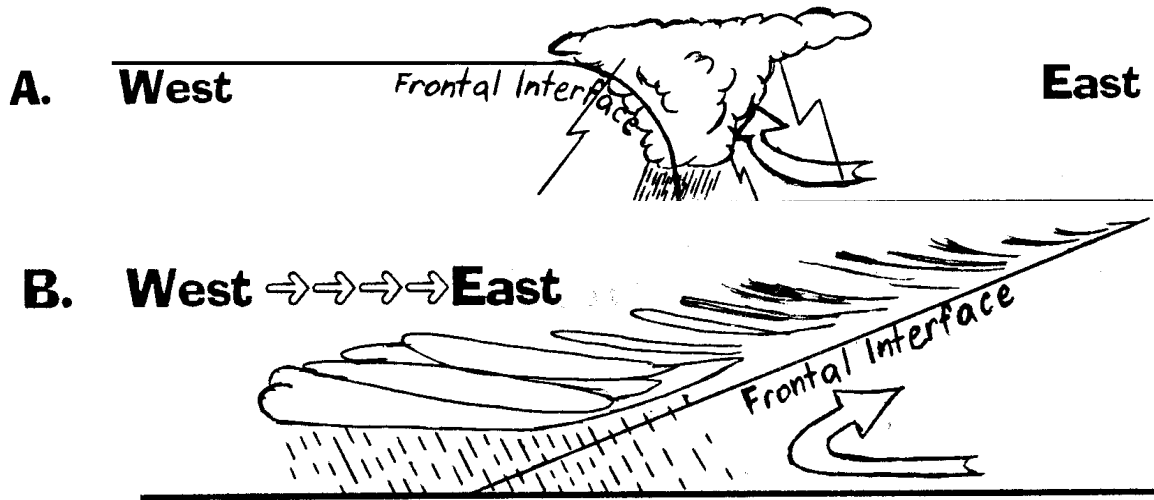




Name: \_\_\_\_\_ Date: \_\_\_\_\_ Period: \_\_\_\_\_

## Fronts



1. Which diagram shows a cold front? 1. \_\_\_\_\_
2. Which diagram would have a symbol like this:  
 2. \_\_\_\_\_
3. Which diagram would have a symbol like this:  
 3. \_\_\_\_\_
4. Which diagram shows a warm front? 4. \_\_\_\_\_
5. Which diagram shows stratus type clouds? 5. \_\_\_\_\_
6. Which front would be preceded by cirrus clouds and perhaps show a "ring" around the sun or "halo" about the moon? 6. \_\_\_\_\_
7. Which diagram shows cloud cover over the greatest number of miles? 7. \_\_\_\_\_
8. Which diagram shows the cumulonimbus cloud? 8. \_\_\_\_\_
9. Which front would have more hours of precipitation? 9. \_\_\_\_\_
10. Which front, or fronts, usually move in a West to East direction? 10. \_\_\_\_\_
11. In which front would you be more likely to find a thunderstorm? 11. \_\_\_\_\_
12. In which front would you be more likely to find a squall line and a sudden change in wind direction? 12. \_\_\_\_\_

13. The above diagram represents the weather conditions associated with what kind of front?

14. In the space provided below draw how this front would look on a weather map.