
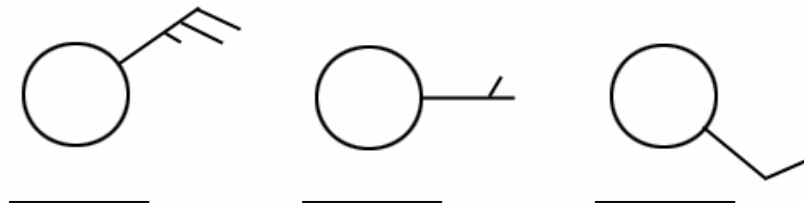


Earth Science Regents
Station Models

© 2007 Steve Kluge



Wind Speed



Decoding Pressures:

- 196**
1. Insert a decimal point.....
 2. Add a “_” and a “_” to the “front” of the result
 3. Test the result against the range of normal pressures (ESRT p 12)

196 =

002

993

280

000

Encoding Pressures:

- 1013.5**
1. Remove the decimal point.....
 2. Report the last 3 digits

1013.5 =

1032.7

987.3

1012.2

1000.1

The Barometric Trend:

+ 19 /

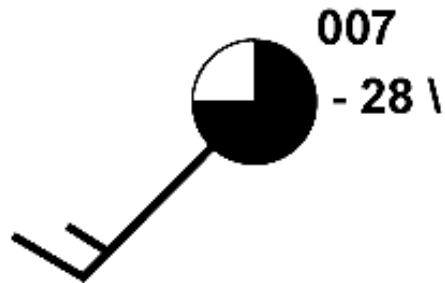
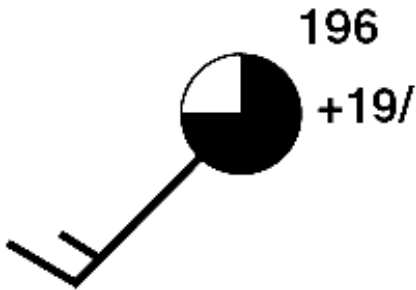
+ means “ _____ ”

(- means “ _____ ”)

19 means the pressure has changed by **1.9** mb

/ means the pressure is currently rising

(**** means the pressure is currently falling)



Now? _____ 3 hrs. ago? _____

Now? _____ 3 hrs. ago? _____

Draw a Station Model:

Temperature 45F Dewpoint 32F Wind NE at 20 knots Overcast Visibility 1.5 miles
 Rain Showers Pressure Now 997.3 mb Pressure 3 hrs. ago 1000.2 Barometer Falling
 Precipitation in last 6 hrs. .53 inches

